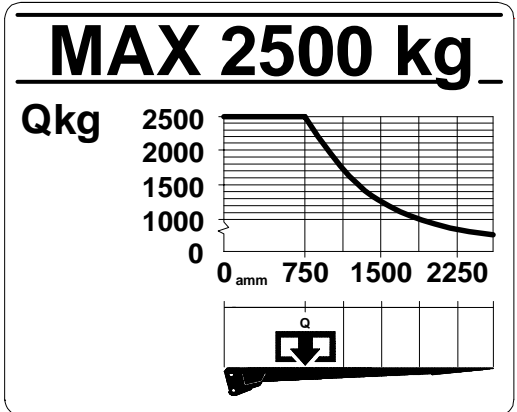
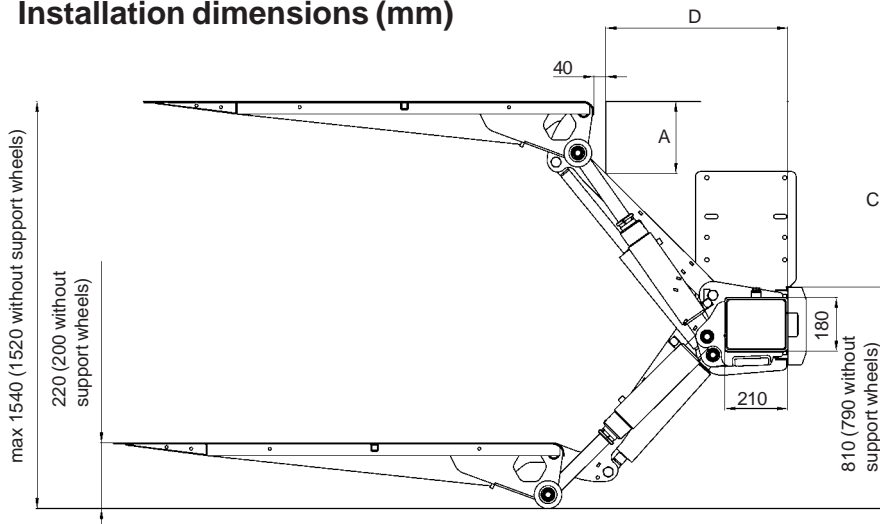


(200 bar)	12 volt	24 volt
Pump - Motor Unit	250A	150A
Magnet (hydraulic unit)	4,2A	2,1A
Magnet (electric safety valve)	1,5A	0,75A
Solenoid	1,5A	0,85A
Cable area:		
Control cable	1,5mm ²	1,5mm ²
Main cable 0-8m	35mm ²	35mm ²
Main cable 8-15m	50mm ²	35mm ²
Main cable <15m	-	50mm ²
Power source:		
Min. capacity	170Ah	180Ah
Min. voltage	9 Volt	18 Volt


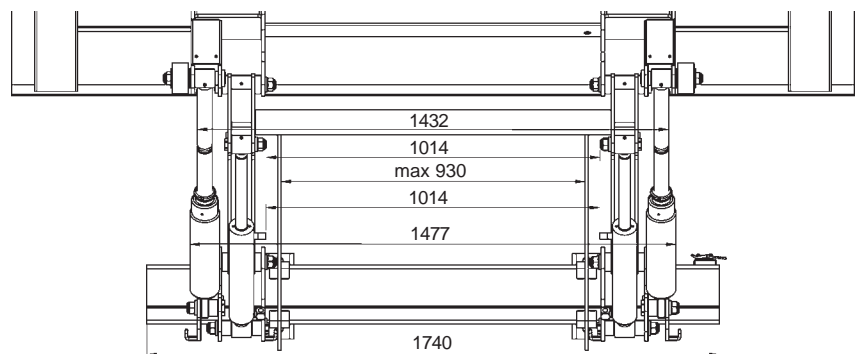
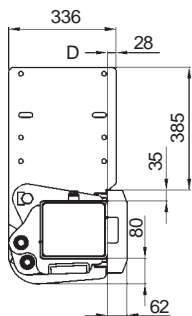
Loading diagram



Installation dimensions (mm)



C	A	D
730	256	661
680	229	728
630	209	784
580	184	831
530	163	872
480	144	907
430	128	937
360	108	972



ZEPRO Sales Tel: +46 150 489 550
 Fax: +46 150 489 551, +46 150 489 566
 E-mail: info@z-lyften.se, Internet: www.z-lyften.se, www.zepro.com