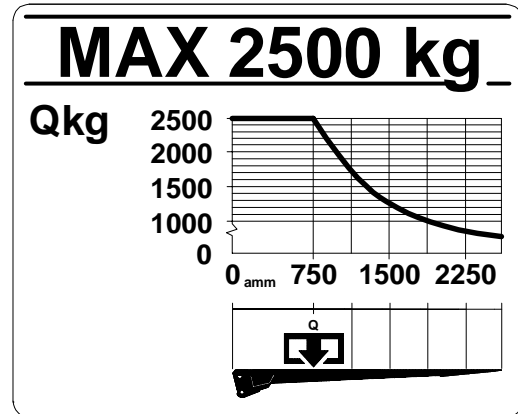
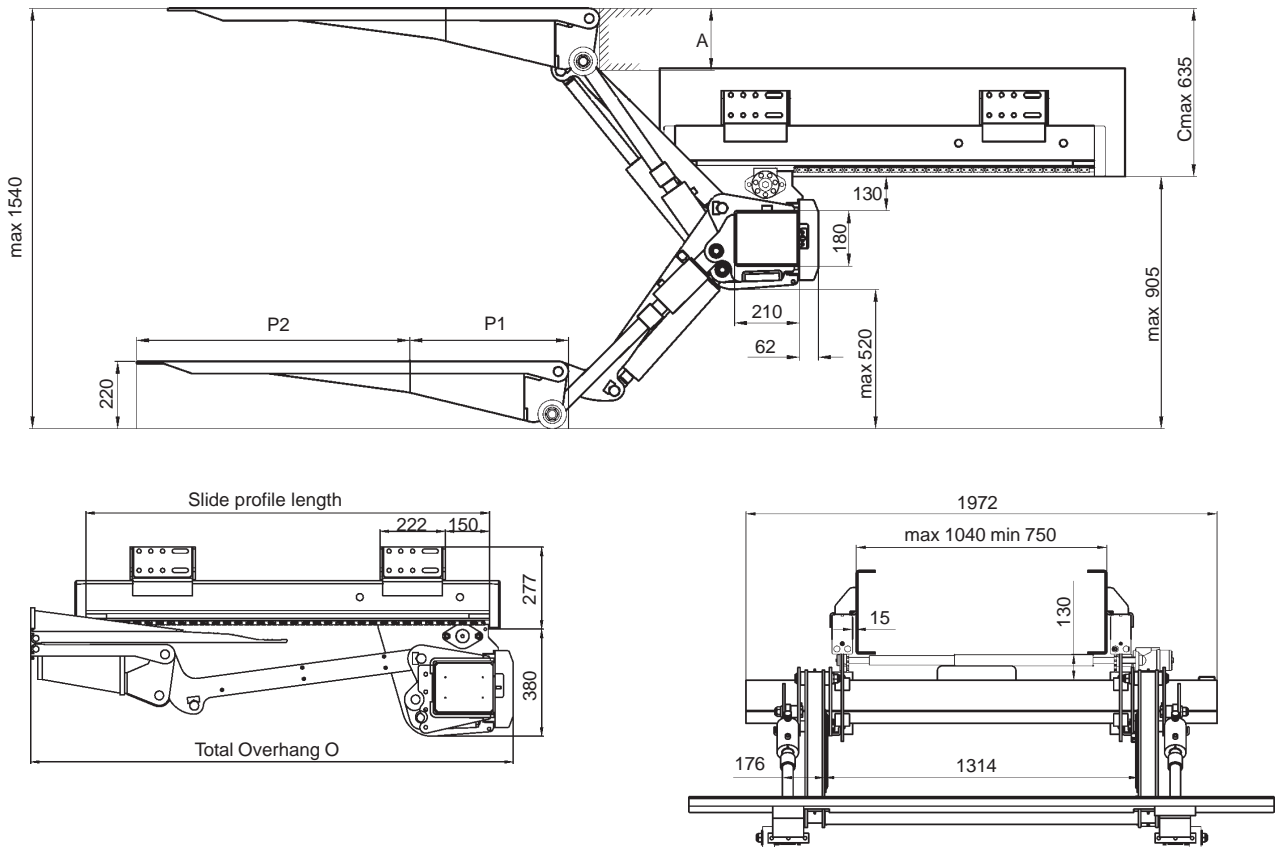


(200 bar)	12 volt	24 volt
Pump - Motor Unit	250A	150A
Magnet (hydraulic unit)	4,2A	2,1A
Magnet (electric safety valve)	1,5A	0,75A
Solenoid	1,5A	0,85A
Cable area:		
Control cable	1,5mm ²	1,5mm ²
Main cable 0-8m	35mm ²	35mm ²
Main cable 8-15m	50mm ²	35mm ²
Main cable <15m	-	50mm ²
Power source:		
Min. capacity	170Ah	180Ah
Min. voltage	9 Volt	18 Volt

Loading diagram



Installation dimensions (mm)




P1 (mm)	Slide profile length (mm)
- 700	1590
700 -	1700

C	A
635	210
600	191
550	177
500	167
450	158
400	147
350	134
262	118

PML

P1	P2	O
674	1039	1854
749	1164	1929
874	1164	2054

P1 in steel



Zepro Sales Tel: +46 150 489 550
 Fax: +46 150 489 551, +46 150 489 566
 E-mail: info@z-lyften.se, Internet: www.z-lyften.se, www.zepro.com