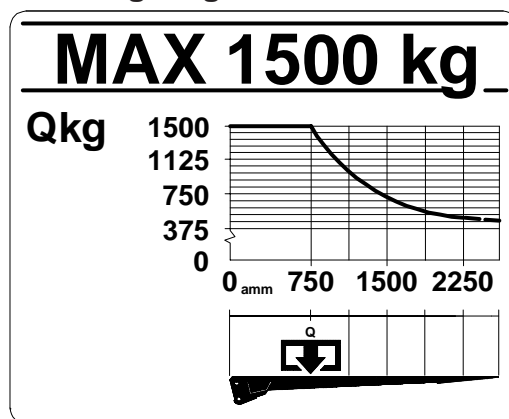
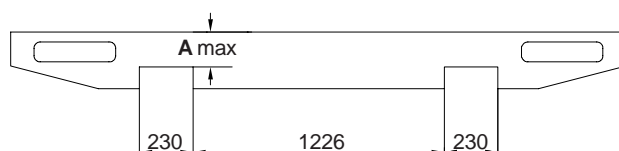
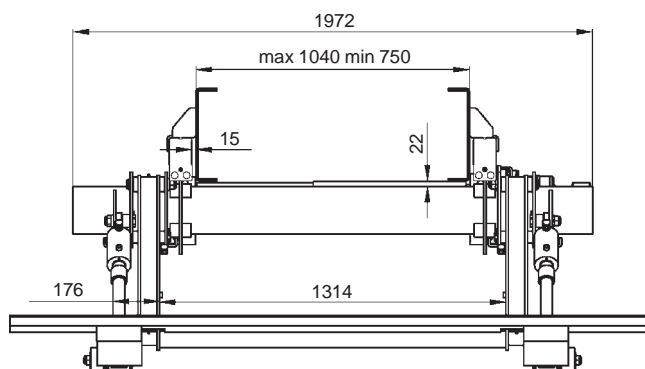
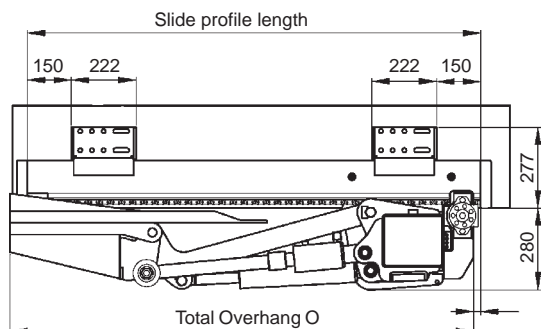
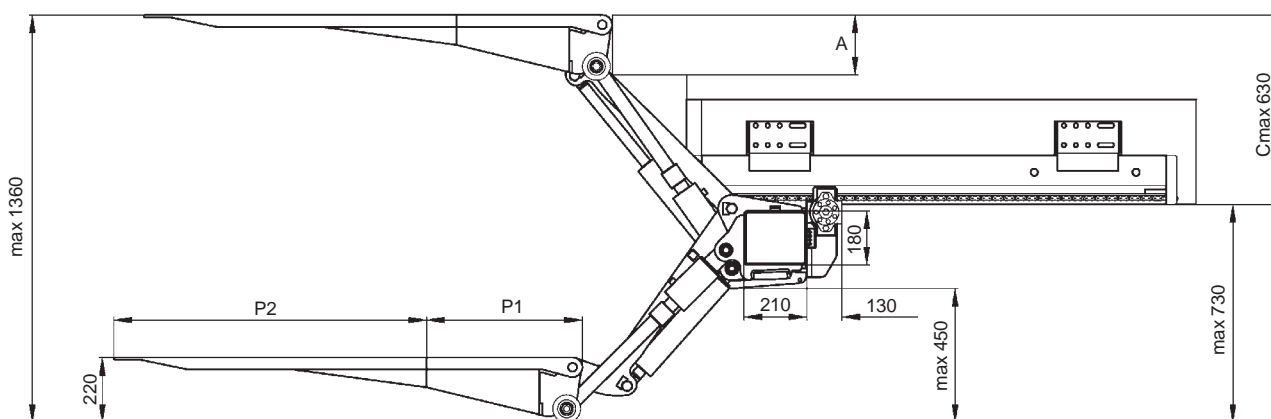


(160 bar)	12 volt	24 volt
Pump - Motor Unit	245A	125A
Magnet (hydraulic unit)	4,2A	2,1A
Magnet (electric safety valve)	1,5A	0,75A
Solenoid	1,5A	0,85A
Cable area:		
Control cable	1,5mm ²	1,5mm ²
Main cable 0-8m	35mm ²	35mm ²
Main cable 8-15m	50mm ²	35mm ²
Main cable <15m	-	50mm ²
Power source:		
Min. capacity	170Ah	180Ah
Min. voltage	9 Volt	18 Volt

Loading diagram



Installation dimensions (mm)



P1 (mm)	Slide profile length (mm)
- 550	1370
550 - 700	1590
700 -	1700

C	A
630	200
600	187
550	172
500	161
450	153
400	134
350	114

PML

P1	P2	O
524	989	1646
524	1164	1646
674	989	1796



ZEPRO Sales Tel: +46 150 489 550
 Fax: +46 150 489 551, +46 150 489 566
 E-mail: info@z-lyften.se, Internet: www.z-lyften.se, www.zepro.com